



### Legend

#### Alignment

- Cut & Cover
- Incline
- Retained Cut
- Surface
- Tunnel
- Viaduct
- Station Locations

#### Power Utilities

##### Medium/Low Voltage

- LV Single Phase Overhead Line
- LV Underground Cables
- MV Three Phase Overhead Line
- MV Single Phase Overhead Line
- MV Underground Cables



P02	24/5/22	Final Issue	GW	RH	RH	NC
Rev.	Date	Purpose of revision	Drawn	Check'd	Rev'd	Appr'd

**JACOBS**  
**IDOM**

Client  
**TII**  
Bonnheagar Iompair Éireann  
Transport Infrastructure Ireland

Project  
**METROLINK**

Drawing Title  
**Figure 22.2 Electricity Network Utilities  
Sheet 1 of 30**

Drawing Status  
**FINAL**

Scale @ A3: 1:2,500 DO NOT SCALE

Jacobs No.: 32108600  
Client No.:  
Drawing No.: ML1-JAI-EIA-ROUT\_XX-DR-Y-22033 Rev P02

This drawing is not to be used in whole or in part other than for the intended purpose and project as defined on this drawing. Refer to the contract for full terms and conditions.





### Legend

#### Alignment

- Cut & Cover
- Incline
- Retained Cut
- Surface
- Tunnel
- Viaduct

#### Power Utilities

##### Medium/Low Voltage

- LV Three Phase Overhead Line
- LV Single Phase Overhead Line
- - - LV Underground Cables
- MV Three Phase Overhead Line
- - - MV Underground Cables

##### High Voltage

- - - 38kV Underground Cables



P02	24/5/22	Final Issue	GW	RH	RH	NC
Rev.	Date	Purpose of revision	Drawn	Check'd	Rev'd	Appr'd

**JACOBS**  
**IDOM**

Client  
**TII**  
Bonneagar Iompair Éireann  
Transport Infrastructure Ireland

Project  
**METROLINK**

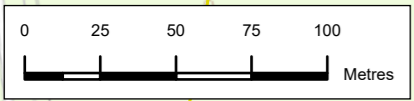
Drawing Title  
**Figure 22.2 Electricity Network Utilities  
Sheet 2 of 30**

Drawing Status  
**FINAL**

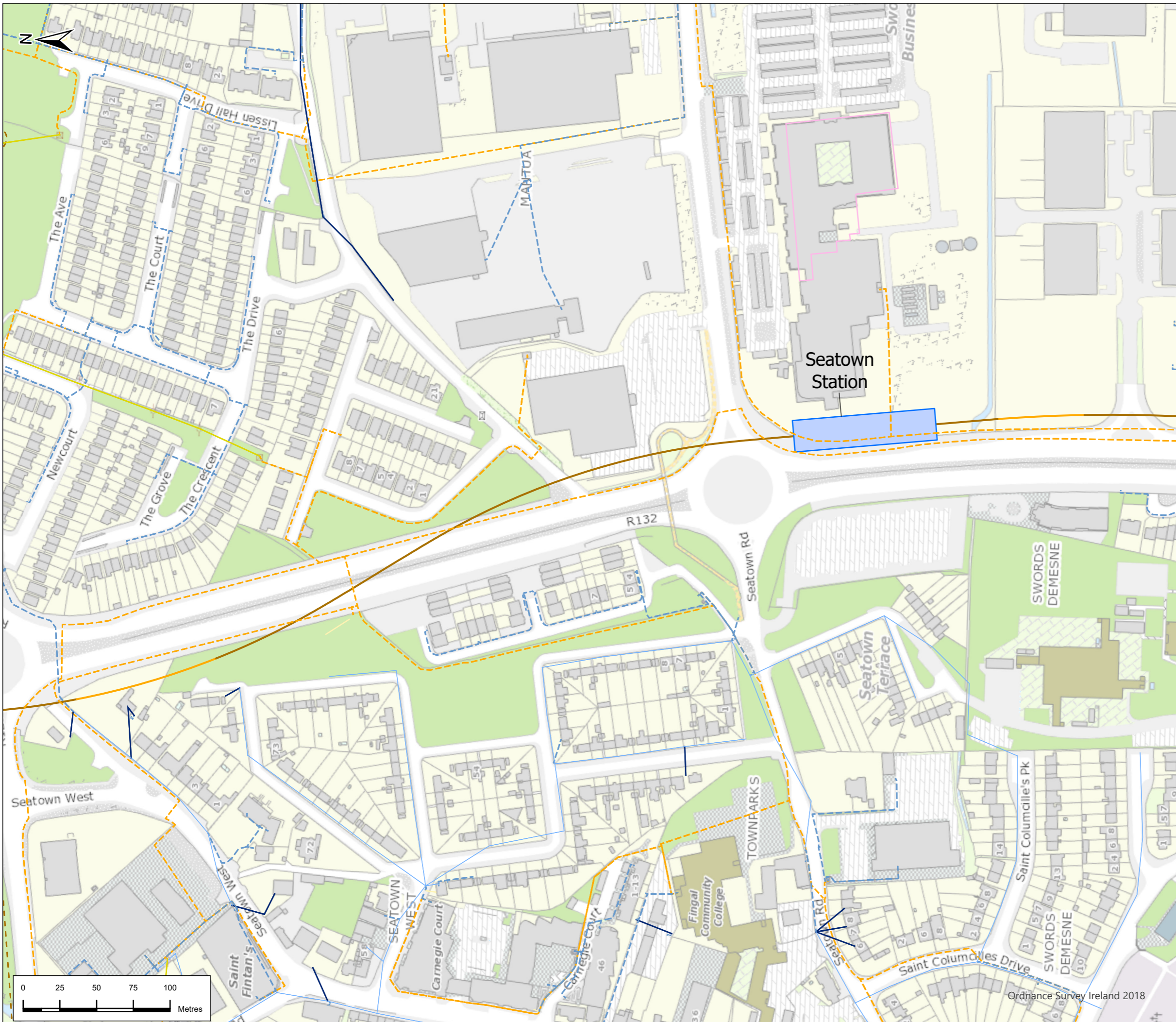
Scale @ A3  
1:2,500  
DO NOT SCALE

Jacobs No. 32108600  
Client No.  
Drawing No. ML1-JAI-EIA-ROUT\_XX-DR-Y-22034  
Rev P02

This drawing is not to be used in whole or in part other than for the intended purpose and project as defined on this drawing. Refer to the contract for full terms and conditions.







### Legend

- Alignment**
- Cut & Cover
  - Incline
  - Retained Cut
  - Surface
  - Tunnel
  - Viaduct
  - Station Locations
- Power Utilities**
- Medium/Low Voltage**
- LV Three Phase Overhead Line
  - LV Single Phase Overhead Line
  - LV Underground Cables
  - MV Three Phase Overhead Line
  - MV Underground Cables
- High Voltage**
- 38kV Underground Cables
  - Spare Ducting



P02	24/5/22	Final Issue	GW	RH	RH	NC
Rev.	Date	Purpose of revision	Drawn	Check'd	Rev'd	App'd

**JACOBS  
IDOM**

Client  
**TII**  
Bonneagar Iompair Éireann  
Transport Infrastructure Ireland

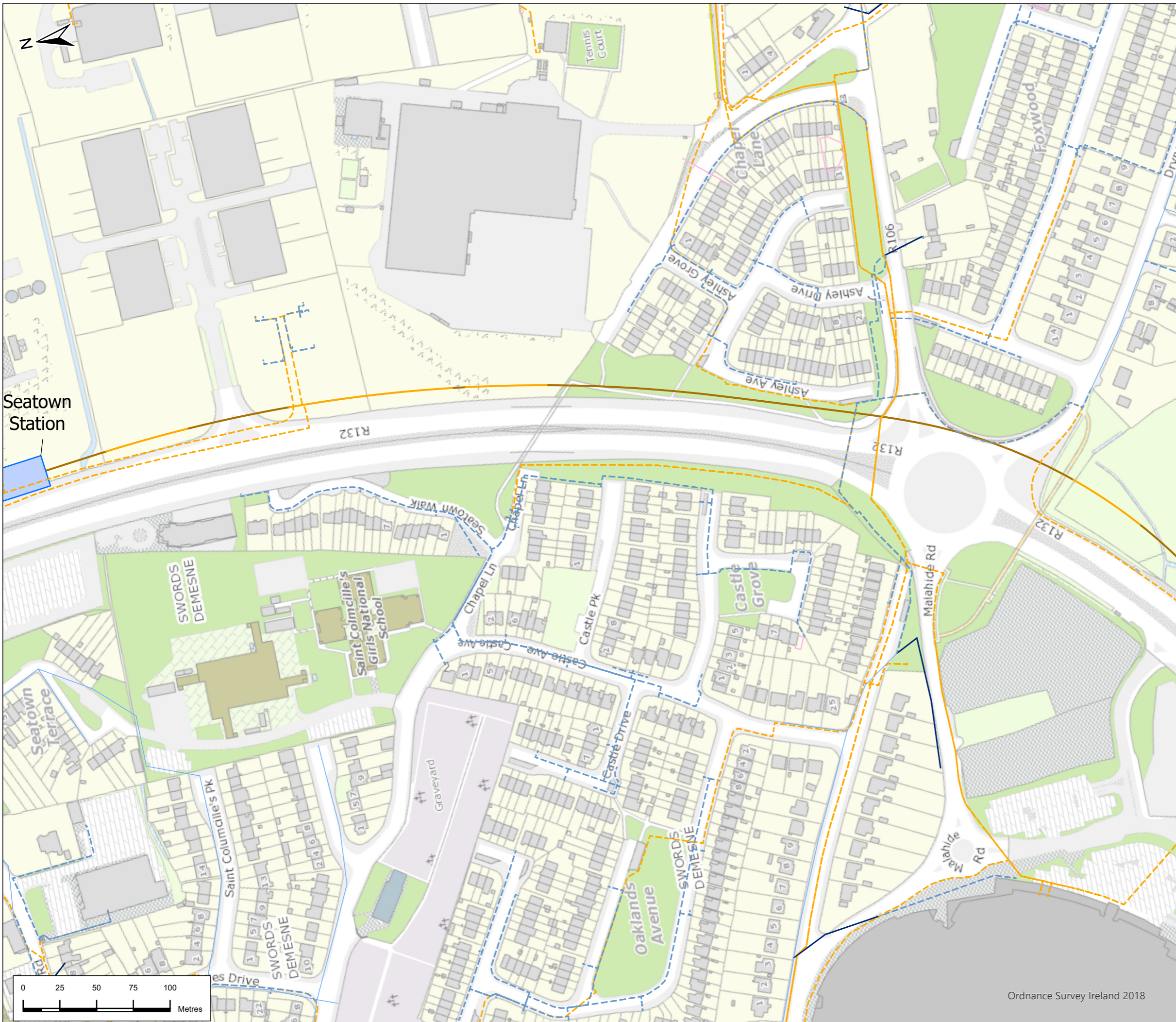
Project  
**METROLINK**

Drawing Title  
**Figure 22.2 Electricity Network Utilities  
Sheet 3 of 30**

Drawing Status	FINAL	
Scale @ A3	1:2,500	DO NOT SCALE
Jacobs No.	32108600	
Client No.		
Drawing No.	ML1-JAI-EIA-ROUT_XX-DR-Y-22035	Rev P02

This drawing is not to be used in whole or in part other than for the intended purpose and project as defined on this drawing. Refer to the contract for full terms and conditions.





### Legend

#### Alignment

- Cut & Cover
- Incline
- - - Retained Cut
- Surface
- Tunnel
- Viaduct
- Station Locations

#### Power Utilities

##### Medium/Low Voltage

- LV Three Phase Overhead Line
- LV Single Phase Overhead Line
- - - LV Underground Cables
- MV Three Phase Overhead Line
- - - MV Underground Cables

##### High Voltage

- Spare Ducting



P02	24/5/22	Final Issue	GW	RH	RH	NC
Rev.	Date	Purpose of revision	Drawn	Check'd	Rev'd	Appr'd

**JACOBS**  
**IDOM**

Client  
**TII**  
Bonneagar Iompair Éireann  
Transport Infrastructure Ireland

Project  
**METROLINK**

Drawing Title  
**Figure 22.2 Electricity Network Utilities**  
Sheet 4 of 30

Drawing Status  
**FINAL**

Scale @ A3  
1:2,500  
DO NOT SCALE

Jacobs No. 32108600  
Client No.  
Drawing No. ML1-JAI-EIA-ROUT\_XX-DR-Y-22036  
Rev P02

This drawing is not to be used in whole or in part other than for the intended purpose and project as defined on this drawing. Refer to the contract for full terms and conditions.





### Legend

#### Alignment

- Cut & Cover
- Incline
- - - Retained Cut
- Surface
- Tunnel
- Viaduct
- Station Locations

#### Power Utilities

##### Medium/Low Voltage

- LV Three Phase Overhead Line
- LV Single Phase Overhead Line
- - - LV Underground Cables
- - - MV Underground Cables



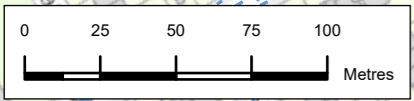
P02	24/5/22	Final Issue	GW	RH	RH	NC
Rev.	Date	Purpose of revision	Drawn	Check'd	Rev'd	Appr'd



Drawing Title  
**Figure 22.2 Electricity Network Utilities**  
 Sheet 5 of 30

Drawing Status	FINAL	
Scale @ A3	1:2,500	DO NOT SCALE
Jacobs No.	32108600	
Client No.		
Drawing No.	ML1-JAI-EIA-ROUT_XX-DR-Y-22037	Rev P02

This drawing is not to be used in whole or in part other than for the intended purpose and project as defined on this drawing. Refer to the contract for full terms and conditions.







### Legend

#### Alignment

- Cut & Cover
- Incline
- Retained Cut
- Surface
- Tunnel
- Viaduct
- Station Locations

#### Power Utilities

##### Medium/Low Voltage

- LV Three Phase Overhead Line
- LV Single Phase Overhead Line
- LV Underground Cables
- MV Three Phase Overhead Line
- MV Underground Cables



P02	24/5/22	Final Issue	GW	RH	RH	NC
Rev.	Date	Purpose of revision	Drawn	Check'd	Rev'd	Appr'd

**JACOBS**  
**IDOM**

Client  
**TII**  
Bonneagar Iompair Éireann  
Transport Infrastructure Ireland

Project  
**METROLINK**

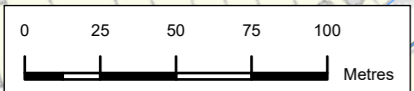
Drawing Title  
**Figure 22.2 Electricity Network Utilities  
Sheet 6 of 30**

Drawing Status  
**FINAL**

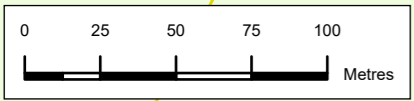
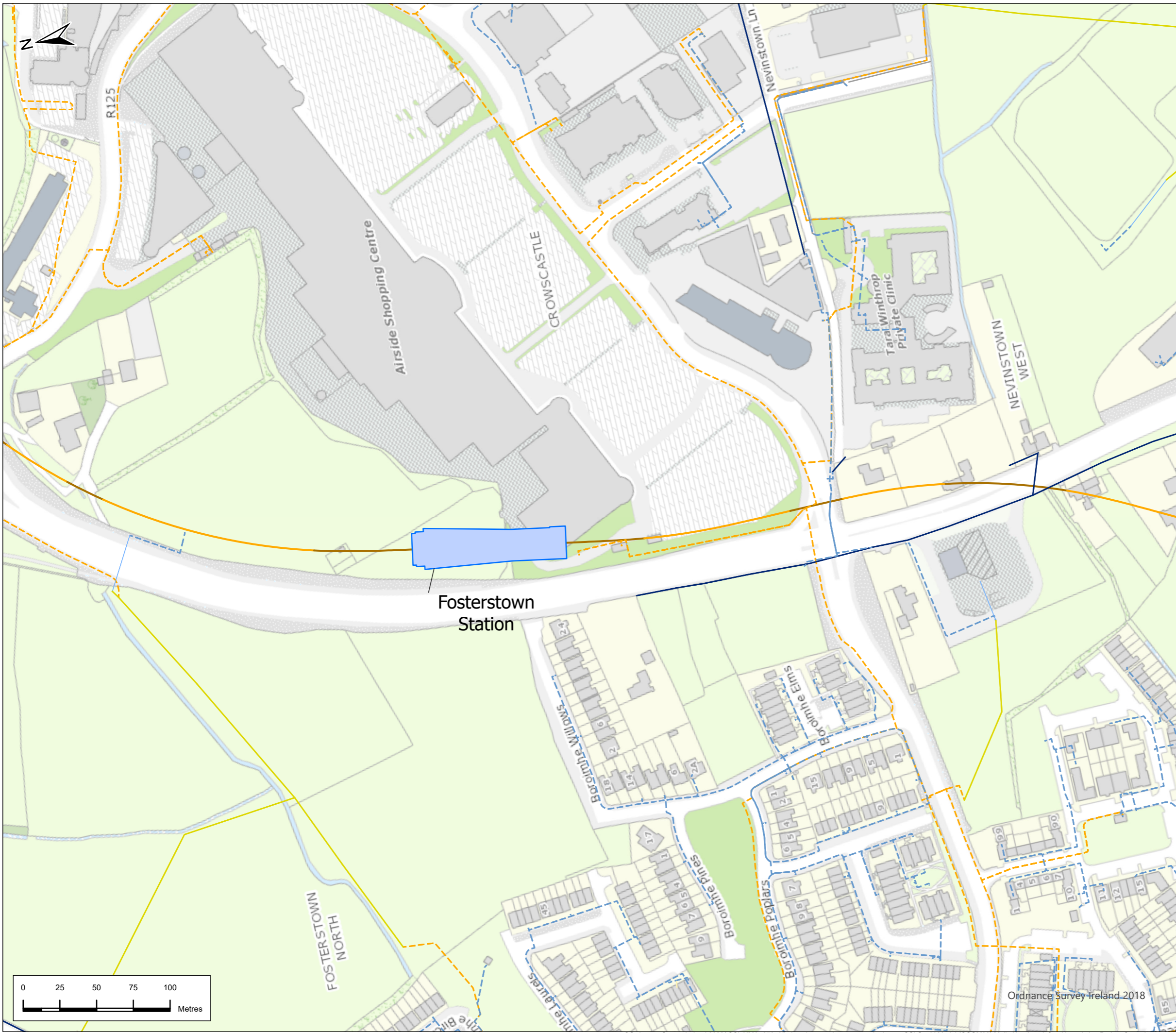
Scale @ A3: 1:2,500 DO NOT SCALE  
Jacobs No.: 32108600

Drawing No.: ML1-JAI-EIA-ROUT\_XX-DR-Y-22038 Rev P02

This drawing is not to be used in whole or in part other than for the intended purpose and project as defined on this drawing. Refer to the contract for full terms and conditions.







### Legend

#### Alignment

- Cut & Cover
- Incline
- Retained Cut
- Surface
- Tunnel
- Viaduct
- Station Locations

#### Power Utilities

##### Medium/Low Voltage

- LV Three Phase Overhead Line
- LV Single Phase Overhead Line
- LV Underground Cables
- MV Three Phase Overhead Line
- MV Underground Cables

##### High Voltage

- Spare Ducting



P02	24/5/22	Final Issue	GW	RH	RH	NC
Rev.	Date	Purpose of revision	Drawn	Check'd	Rev'd	Appr'd

**JACOBS**  
**IDOM**

Client  
**TII**  
Bonnéagar Iompair Éireann  
Transport Infrastructure Ireland

Project  
**METROLINK**

Drawing Title  
**Figure 22.2 Electricity Network Utilities**  
Sheet 7 of 30

Drawing Status  
**FINAL**

Scale @ A3  
1:2,500  
DO NOT SCALE

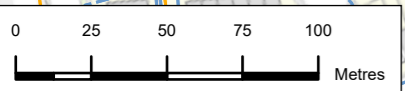
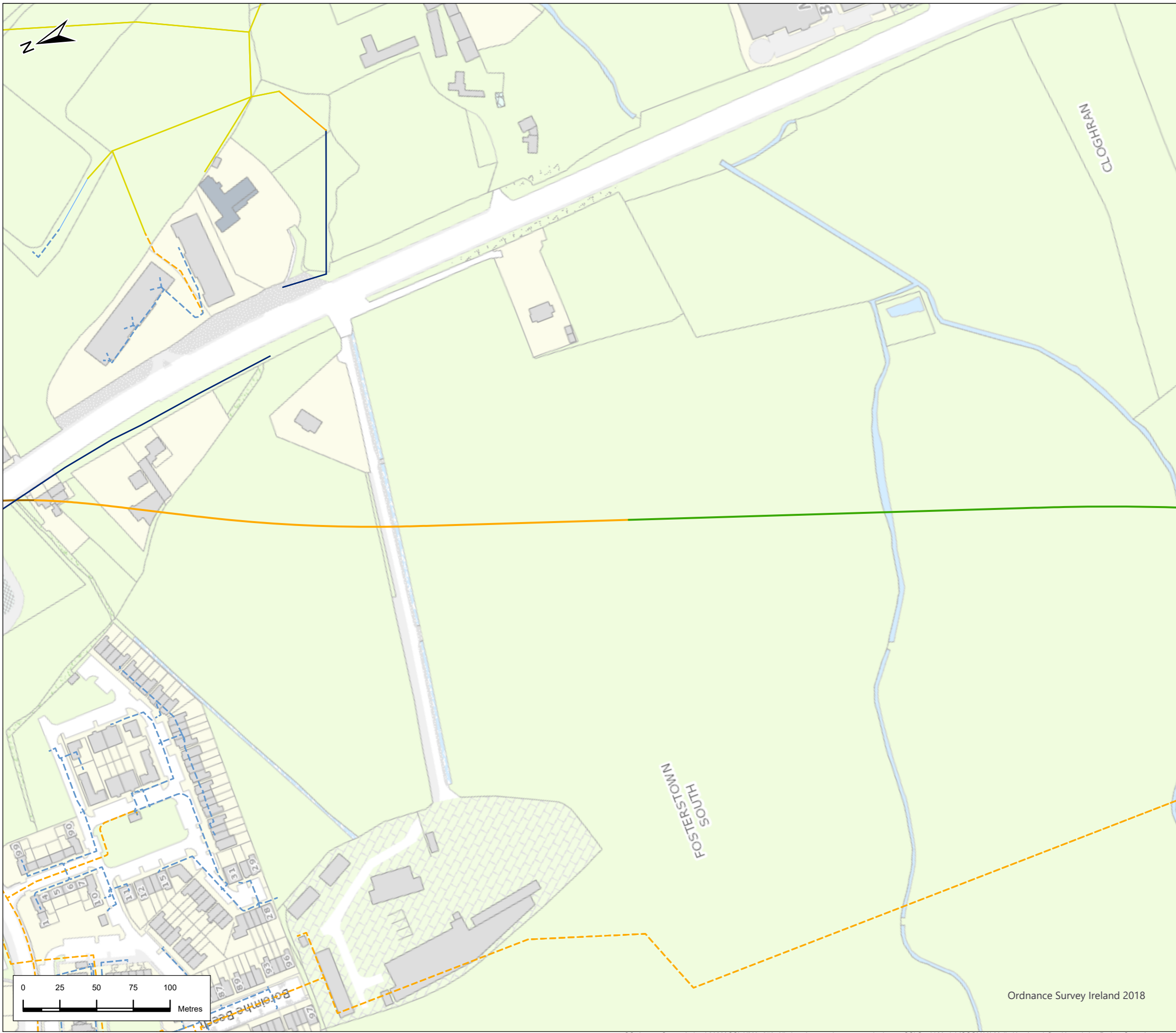
Jacobs No.  
32108600

Drawing No.  
ML1-JAI-EIA-ROUT\_XX-DR-Y-22039

Rev  
**P02**

This drawing is not to be used in whole or in part other than for the intended purpose and project as defined on this drawing. Refer to the contract for full terms and conditions.





### Legend

#### Alignment

- Cut & Cover
- Incline
- Retained Cut
- Surface
- Tunnel
- Viaduct

#### Power Utilities

##### Medium/Low Voltage

- LV Three Phase Overhead Line
- LV Single Phase Overhead Line
- LV Underground Cables
- MV Three Phase Overhead Line
- MV Single Phase Overhead Line
- MV Underground Cables



P02	24/5/22	Final Issue	GW	RH	RH	NC
Rev.	Date	Purpose of revision	Drawn	Check'd	Rev'd	Appr'd



Client

Project

Drawing Title  
**Figure 22.2 Electricity Network Utilities**  
 Sheet 8 of 30

Drawing Status  
**FINAL**

Scale @ A3  
 1:2,500 DO NOT SCALE

Jacobs No.  
 32108600

Drawing No.  
 ML1-JAI-EIA-ROUT\_XX-DR-Y-22040 Rev  
**P02**

This drawing is not to be used in whole or in part other than for the intended purpose and project as defined on this drawing. Refer to the contract for full terms and conditions.  
 © Ordnance Survey Ireland 2022/ OSI, NMA, 273. All elevations are in metres and relate to OSI Geoid Model (OSGM02) Malin Head as defined by existing Project Control. All Co-ordinates are in Irish Transverse Mercator Grid (ITM) as defined by OSI active GPS station Tallaght College (TLLG).  
 File: \\europa-jacobs.com\Dublin\DATA\3\Sustainable Solutions\Metro North\11 - Mapping\Working\EIA\Drawings\22 - Fig 22.2 Electricity networks crossing the proposed project.aprx

© National Roads Authority (NRA) 1994-2022. This drawing is confidential and the copyright in it is owned by NRA. This drawing must not be either loaned, copied or otherwise reproduced in whole or in part or used for any purpose without the prior permission of NRA. Transport Infrastructure Ireland (TII) is an operational name of the National Roads Authority.





### Legend

#### Alignment

- Cut & Cover
- Incline
- Retained Cut
- Surface
- Tunnel
- Viaduct

#### Power Utilities

##### Medium/Low Voltage

- LV Single Phase Overhead Line
- LV Underground Cables
- MV Three Phase Overhead Line
- MV Underground Cables

##### High Voltage

- Spare Ducting



P02	24/5/22	Final Issue	GW	RH	RH	NC
Rev.	Date	Purpose of revision	Drawn	Check'd	Rev'd	Appr'd



Drawing Title  
**Figure 22.2 Electricity Network Utilities**  
Sheet 9 of 30

Drawing Status  
**FINAL**

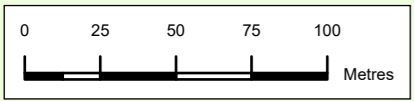
Scale @ A3  
1:2,500 DO NOT SCALE

Jacobs No. 32108600

Client No.

Drawing No. **ML1-JAI-EIA-ROUT\_XX-DR-Y-22041** Rev **P02**

This drawing is not to be used in whole or in part other than for the intended purpose and project as defined on this drawing. Refer to the contract for full terms and conditions.







### Legend

#### Alignment

- Cut & Cover
- Incline
- Retained Cut
- Surface
- Tunnel
- Viaduct
- Station Locations

#### Power Utilities

##### Medium/Low Voltage

- MV Underground Cables

##### High Voltage

- 38kV Underground Cables



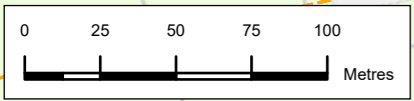
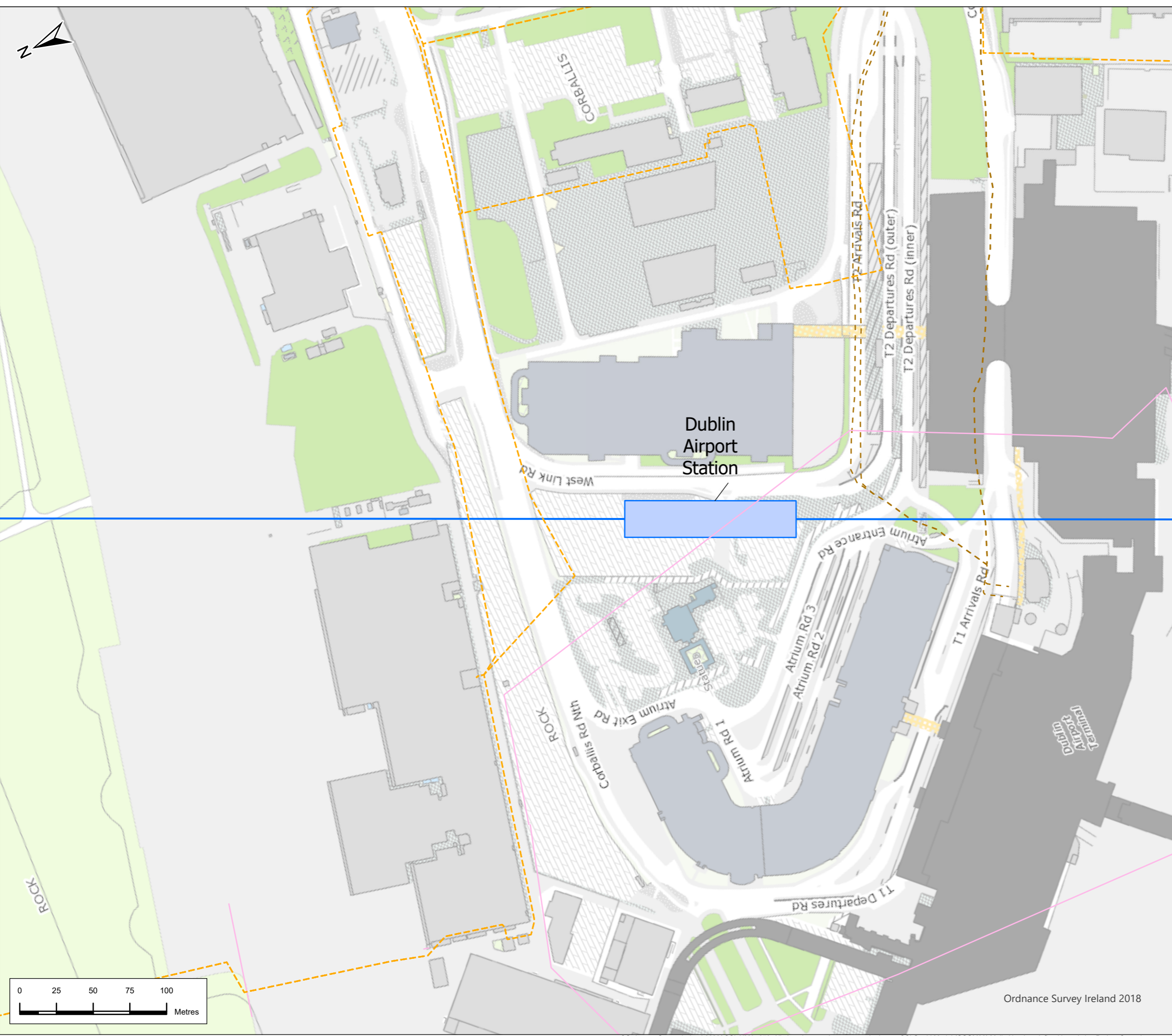
P02	24/5/22	Final Issue	GW	RH	RH	NC
Rev.	Date	Purpose of revision	Drawn	Check'd	Rev'd	App'd



Drawing Title  
**Figure 22.2 Electricity Network Utilities**  
 Sheet 10 of 30

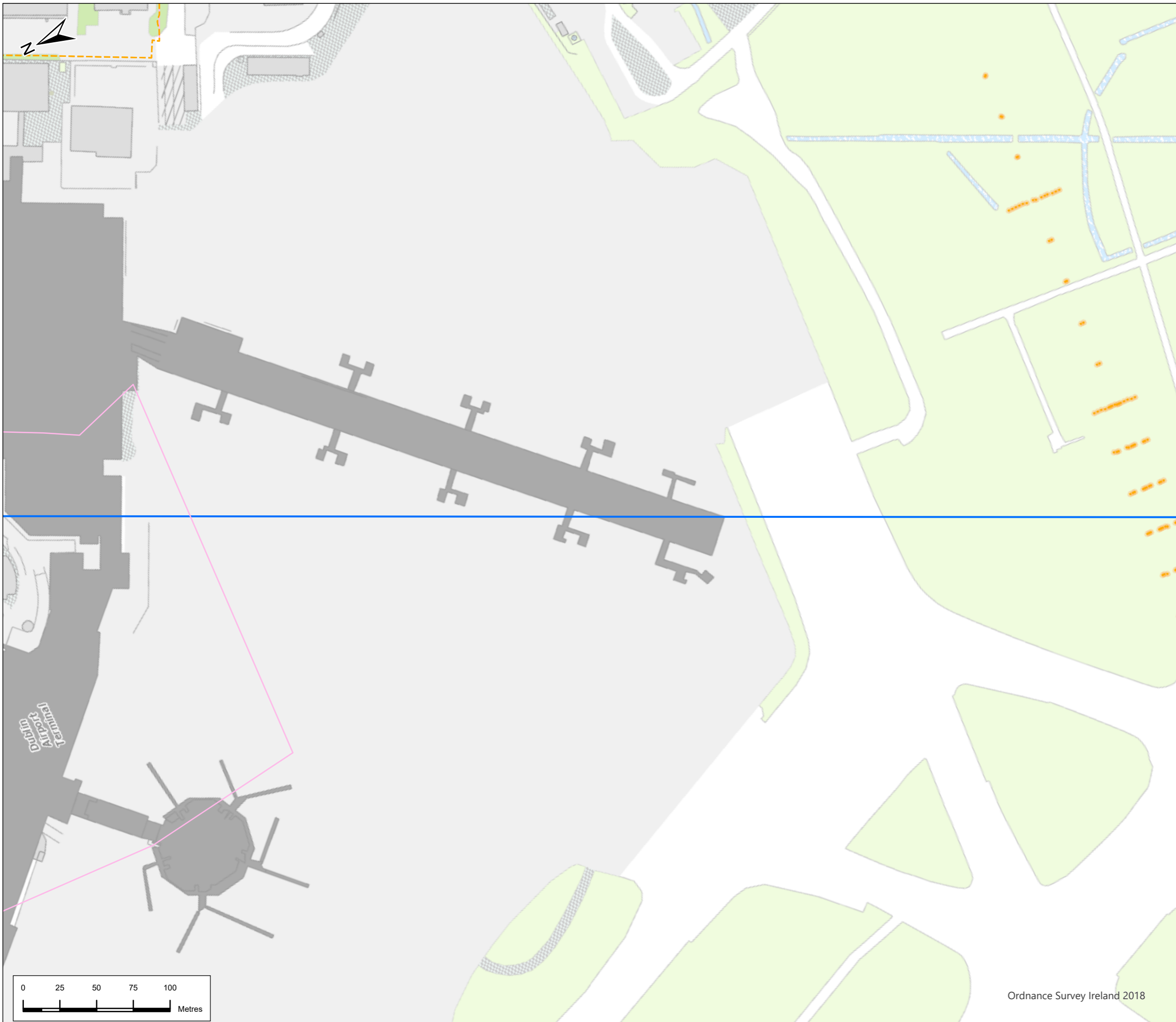
Drawing Status	<b>FINAL</b>
Scale @ A3	1:2,500 <span style="float: right;">DO NOT SCALE</span>
Jacobs No.	32108600
Client No.	
Drawing No.	ML1-JAI-EIA-ROUT_XX-DR-Y-22042 <span style="float: right;">Rev P02</span>

This drawing is not to be used in whole or in part other than for the intended purpose and project as defined on this drawing. Refer to the contract for full terms and conditions.



Ordnance Survey Ireland 2018





**Legend**

**Alignment**

- Cut & Cover
- Incline
- Retained Cut
- Surface
- Tunnel
- Viaduct

**Power Utilities**

**Medium/Low Voltage**

- MV Underground Cables



P02	24/5/22	Final Issue	GW	RH	RH	NC
Rev.	Date	Purpose of revision	Drawn	Check'd	Rev'd	Appr'd

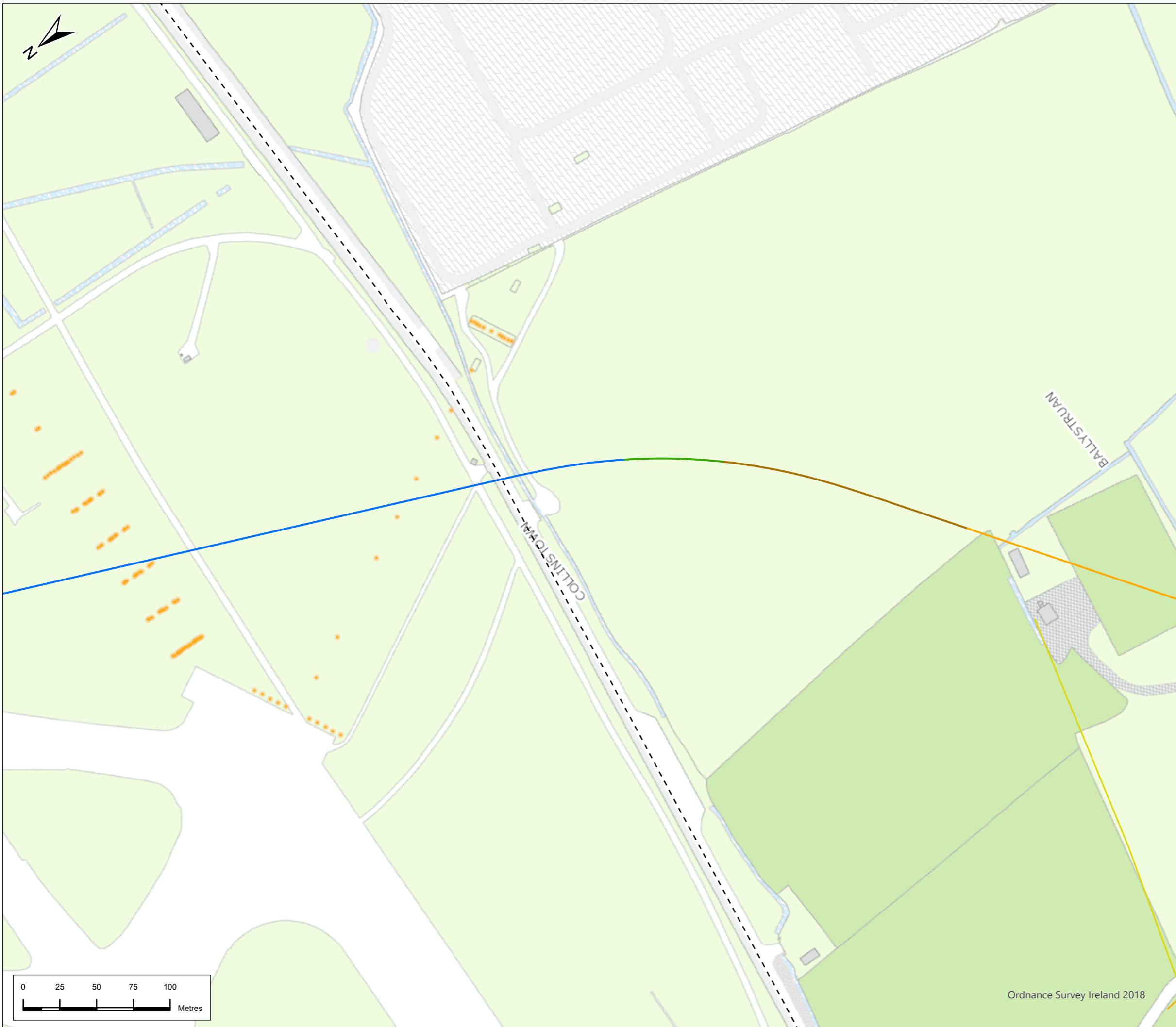


Drawing Title  
**Figure 22.2 Electricity Network Utilities**  
 Sheet 11 of 30

Drawing Status	FINAL	
Scale @ A3	1:2,500	DO NOT SCALE
JACOBS No.	32108600	
Client No.		
Drawing No.	ML1-JAI-EIA-ROUT_XX-DR-Y-22043	Rev P02

This drawing is not to be used in whole or in part other than for the intended purpose and project as defined on this drawing. Refer to the contract for full terms and conditions.





## Legend

### Alignment

- Cut & Cover
- Incline
- Retained Cut
- Surface
- Tunnel
- Viaduct

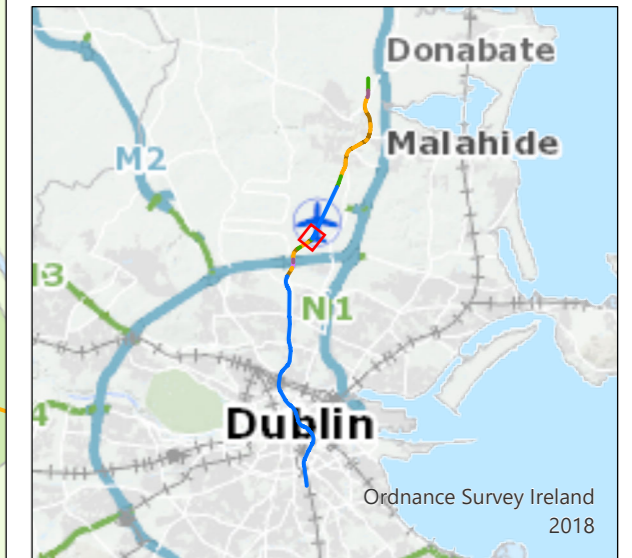
### Power Utilities

#### Medium/Low Voltage

- MV Three Phase Overhead Line
- MV Single Phase Overhead Line

#### High Voltage

- - - - 110kV Underground Cables



Rev.	Date	Purpose of revision	GW	RH	RH	NC
P02	24/5/22	Final Issue				

**JACOBS**  
**IDOM**

Client  
**TII**  
Bonneagar Iompair Éireann  
Transport Infrastructure Ireland

Project  
**METROLINK**

Drawing Title  
**Figure 22.2 Electricity Network Utilities**  
Sheet 12 of 30

Drawing Status  
**FINAL**

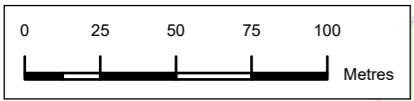
Scale @ A3  
1:2,500 **DO NOT SCALE**

Jacobs No.  
32108600

Client No.

Drawing No.  
ML1-JAI-EIA-ROUT\_XX-DR-Y-22044 Rev  
**P02**

This drawing is not to be used in whole or in part other than for the intended purpose and project as defined on this drawing. Refer to the contract for full terms and conditions.



Ordnance Survey Ireland 2018





## Legend

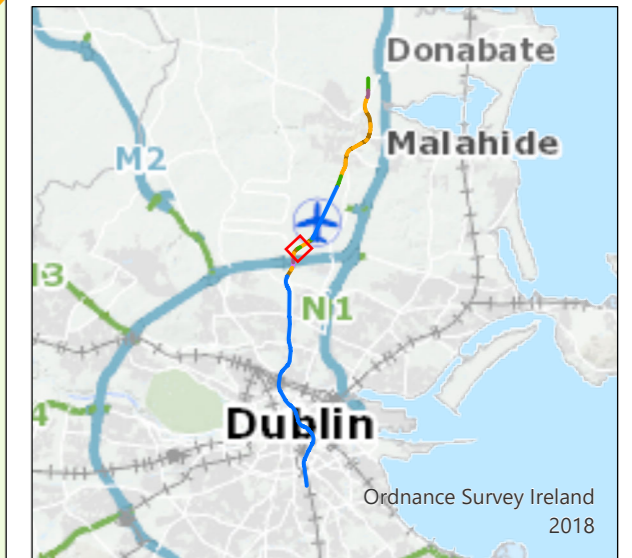
### Alignment

- Cut & Cover
- Incline
- Retained Cut
- Surface
- Tunnel
- Viaduct

### Power Utilities

#### Medium/Low Voltage

- LV Single Phase Overhead Line
- MV Three Phase Overhead Line
- MV Single Phase Overhead Line
- MV Underground Cables



P02	24/5/22	Final Issue	GW	RH	RH	NC
Rev.	Date	Purpose of revision	Drawn	Check'd	Rev'd	Appr'd

**JACOBS**  
**IDOM**

Client  
**TII**  
Bonneagar Iompair Éireann  
Transport Infrastructure Ireland

Project  
**METROLINK**

Drawing Title  
**Figure 22.2 Electricity Network Utilities  
Sheet 13 of 30**

Drawing Status  
**FINAL**

Scale @ A3  
1:2,500  
DO NOT SCALE

Jacobs No.  
32108600

Client No.

Drawing No.  
ML1-JAI-EIA-ROUT\_XX-DR-Y-22045  
Rev  
P02

This drawing is not to be used in whole or in part other than for the intended purpose and project as defined on this drawing. Refer to the contract for full terms and conditions.





### Legend

#### Alignment

- Cut & Cover
- Incline
- Retained Cut
- Surface
- Tunnel
- Viaduct

#### Power Utilities

##### Medium/Low Voltage

- LV Three Phase Overhead Line
- LV Single Phase Overhead Line
- - - LV Underground Cables
- MV Three Phase Overhead Line
- MV Single Phase Overhead Line
- - - MV Underground Cables

##### High Voltage

- - - 110kV Underground Cables



P02	24/5/22	Final Issue	GW	RH	RH	NC
Rev.	Date	Purpose of revision	Drawn	Check'd	Rev'd	Appr'd



Drawing Title  
**Figure 22.2 Electricity Network Utilities**  
 Sheet 14 of 30

Drawing Status  
**FINAL**

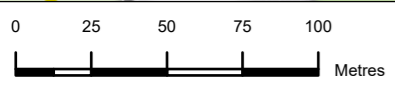
Scale @ A3  
 1:2,500 DO NOT SCALE

Jacobs No.  
 32108600

Drawing No.  
 ML1-JAI-EIA-ROUT\_XX-DR-Y-22046 Rev  
**P02**

This drawing is not to be used in whole or in part other than for the intended purpose and project as defined on this drawing. Refer to the contract for full terms and conditions.





### Legend

#### Alignment

- Cut & Cover
- Incline
- Retained Cut
- Surface
- Tunnel
- Viaduct

#### Power Utilities

##### Medium/Low Voltage

- LV Underground Cables
- MV Three Phase Overhead Line
- MV Single Phase Overhead Line
- MV Underground Cables

##### High Voltage

- 38kV Underground Cables



P02	24/5/22	Final Issue	GW	RH	RH	NC
Rev.	Date	Purpose of revision	Drawn	Check'd	Rev'd	Appr'd



Drawing Title  
**Figure 22.2 Electricity Network Utilities**  
**Sheet 15 of 30**

Drawing Status  
**FINAL**

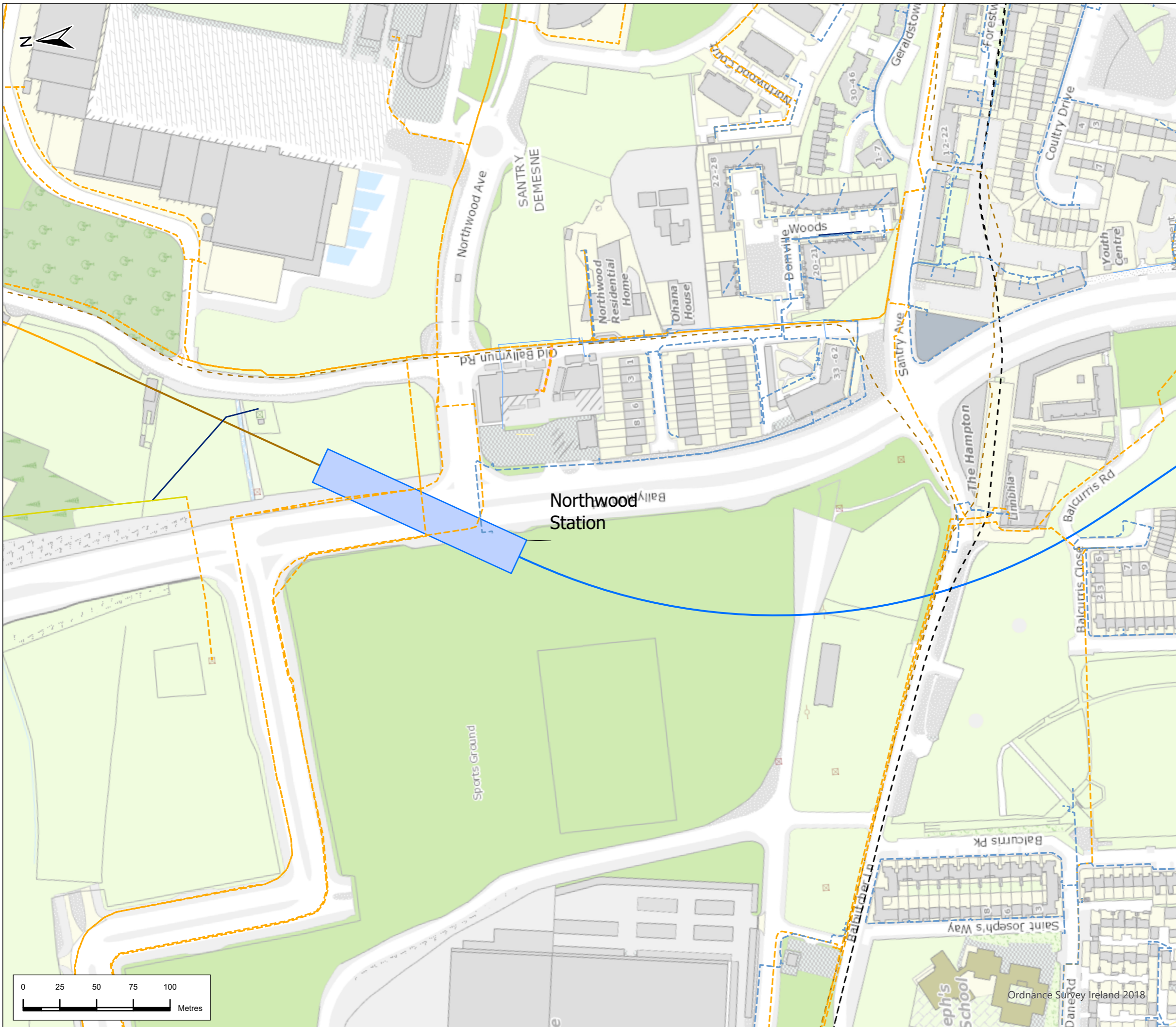
Scale @ A3  
 1:2,500 DO NOT SCALE

Jacobs No.  
 32108600

Drawing No.  
 ML1-JAI-EIA-ROUT\_XX-DR-Y-22047 Rev  
**P02**

This drawing is not to be used in whole or in part other than for the intended purpose and project as defined on this drawing. Refer to the contract for full terms and conditions.





### Legend

- Alignment**
- Cut & Cover
  - Incline
  - Retained Cut
  - Surface
  - Tunnel
  - Viaduct
  - Station Locations
- Power Utilities**
- Medium/Low Voltage**
- LV Three Phase Overhead Line
  - LV Single Phase Overhead Line
  - - - LV Underground Cables
  - MV Three Phase Overhead Line
  - - - MV Underground Cables
- High Voltage**
- - - 38kV Underground Cables
  - - - 110kV Underground Cables
  - Spare Ducting



P02	24/5/22	Final Issue	GW	RH	RH	NC
Rev.	Date	Purpose of revision	Drawn	Check'd	Rev'd	Appr'd

**JACOBS  
IDOM**

Client

**TII**  
Bonneagar Iompair Éireann  
Transport Infrastructure Ireland

Project

**METROLINK**

Drawing Title

Figure 22.2 Electricity Network Utilities  
Sheet 16 of 30

Drawing Status

FINAL

Scale @ A3

1:2,500

DO NOT SCALE

Jacobs No.

32108600

Client No.

Drawing No.

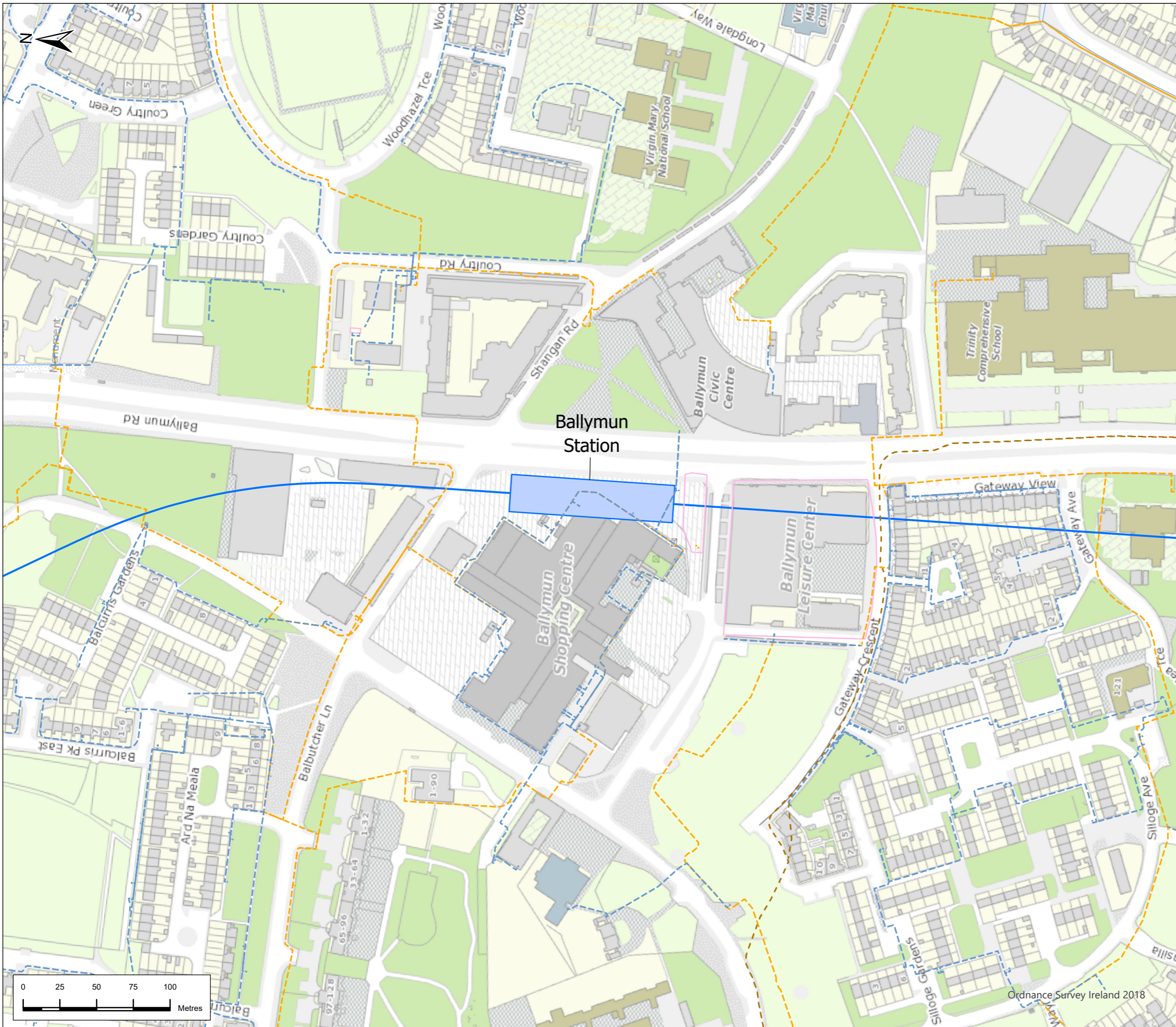
ML1-JAI-EIA-ROUT\_XX-DR-Y-22048

Rev

P02

This drawing is not to be used in whole or in part other than for the intended purpose and project as defined on this drawing. Refer to the contract for full terms and conditions.





### Legend

#### Alignment

- Cut & Cover
- Incline
- Retained Cut
- Surface
- Tunnel
- Viaduct
- Station Locations

#### Power Utilities

##### Medium/Low Voltage

- LV Three Phase Overhead Line
- LV Underground Cables
- MV Underground Cables

##### High Voltage

- 38kV Underground Cables
- Spare Ducting



P02	24/5/22	Final Issue	GW	RH	RH	NC
Rev.	Date	Purpose of revision	Drawn	Check'd	Rev'd	Appr'd

**JACOBS**  
**IDOM**

Client  
  
 Bonnagar Iompair Éireann  
 Transport Infrastructure Ireland

Project  
**METROLINK**

Drawing Title  
 Figure 22.2 Electricity Network Utilities  
 Sheet 17 of 30

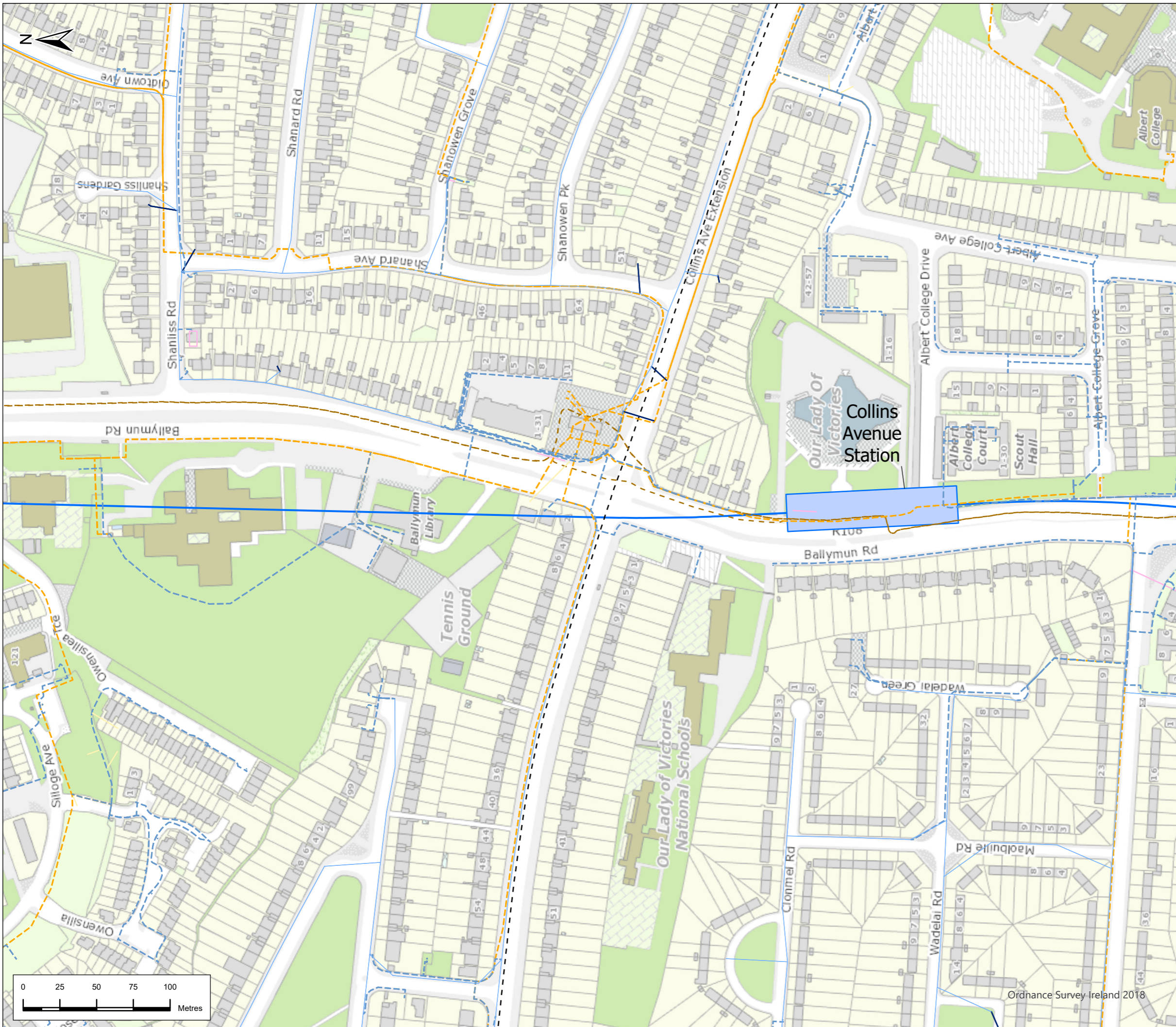
Drawing Status  
**FINAL**

Scale @ A3  
 1:2,500 DO NOT SCALE

Jacobs No. 32108600  
 Client No.  
 Drawing No. ML1-JAI-EIA-ROUT\_XX-DR-Y-22049 Rev P02

This drawing is not to be used in whole or in part other than for the intended purpose and project as defined on this drawing. Refer to the contract for full terms and conditions.





### Legend

#### Alignment

- Cut & Cover
- Incline
- Retained Cut
- Surface
- Tunnel
- Viaduct
- Station Locations

#### Power Utilities

##### Medium/Low Voltage

- LV Three Phase Overhead Line
- LV Single Phase Overhead Line
- - - LV Underground Cables
- - - MV Underground Cables

##### High Voltage

- - - 38kV Underground Cables
- - - 110kV Underground Cables



P02	24/5/22	Final Issue	GW	RH	RH	NC
Rev.	Date	Purpose of revision	Drawn	Check'd	Rev'd	Appr'd



Drawing Title  
**Figure 22.2 Electricity Network Utilities**  
Sheet 18 of 30

Drawing Status  
**FINAL**

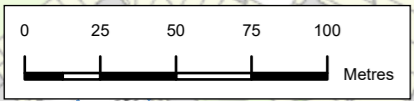
Scale @ A3  
1:2,500 DO NOT SCALE

Jacobs No. 32108600

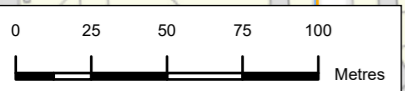
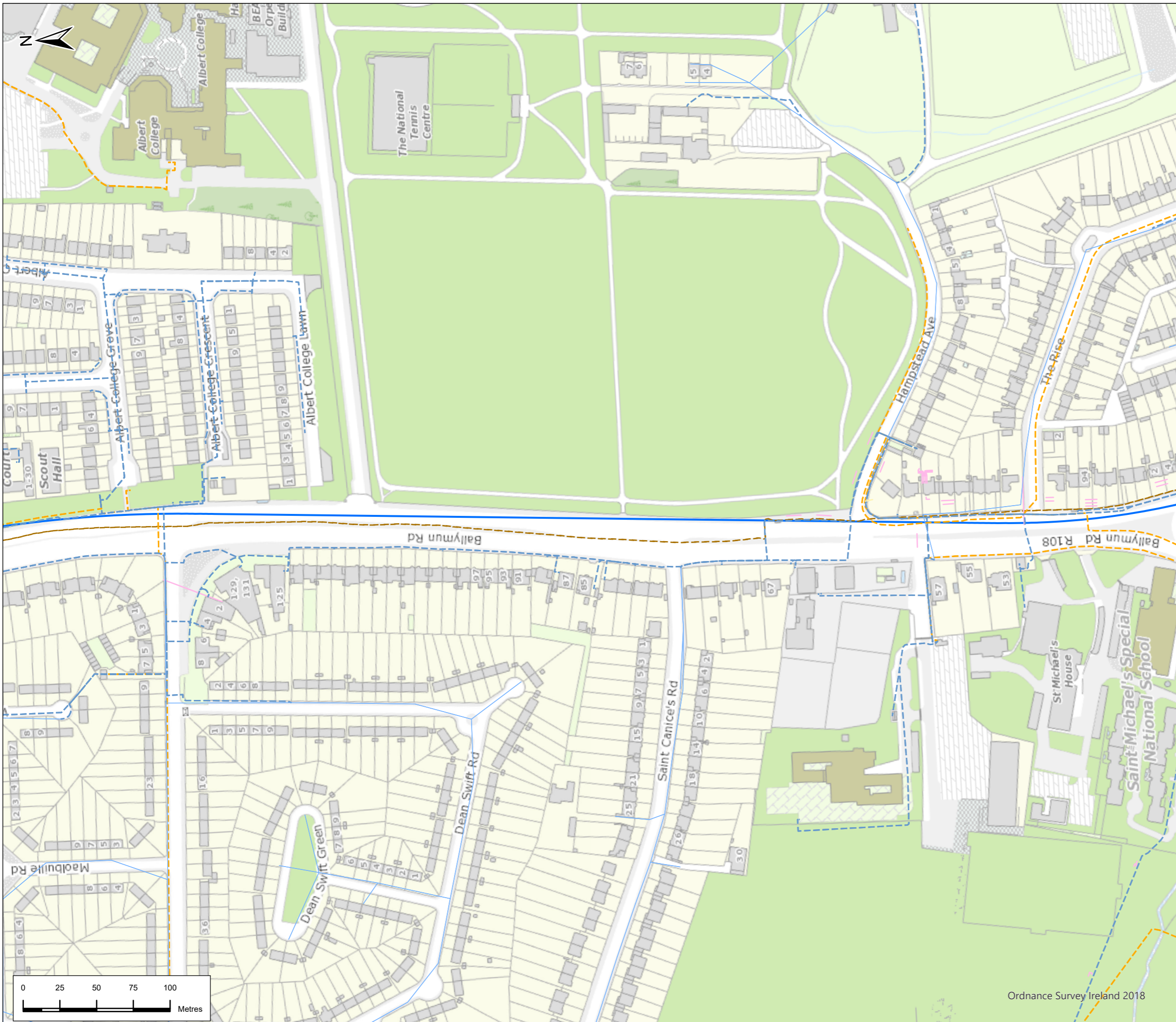
Client No.

Drawing No. **ML1-JAI-EIA-ROUT\_XX-DR-Y-22050** Rev **P02**

This drawing is not to be used in whole or in part other than for the intended purpose and project as defined on this drawing. Refer to the contract for full terms and conditions.







**Legend**

**Alignment**

- Cut & Cover
- Incline
- Retained Cut
- Surface
- Tunnel
- Viaduct

**Power Utilities**

**Medium/Low Voltage**

- LV Three Phase Overhead Line
- LV Single Phase Overhead Line
- LV Underground Cables
- MV Underground Cables

**High Voltage**

- 38kV Underground Cables



P02	24/5/22	Final Issue	GW	RH	RH	NC
Rev.	Date	Purpose of revision	Drawn	Check'd	Rev'd	Appr'd

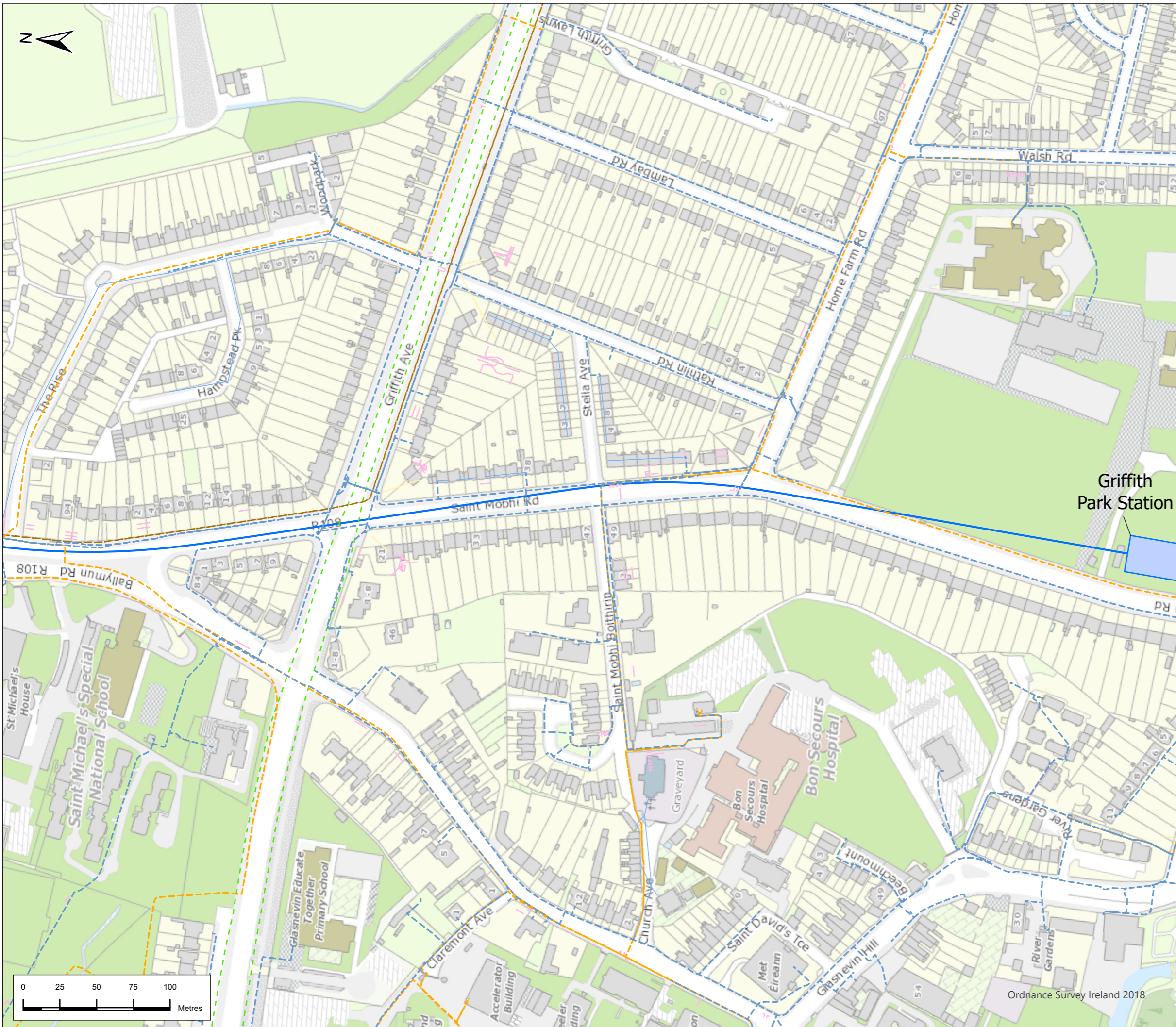


Drawing Title  
**Figure 22.2 Electricity Network Utilities**  
Sheet 19 of 30

Drawing Status	FINAL	
Scale @ A3	1:2,500	DO NOT SCALE
Jacobs No.	32108600	
Client No.		
Drawing No.	ML1-JAI-EIA-ROUT_XX-DR-Y-22051	Rev P02

This drawing is not to be used in whole or in part other than for the intended purpose and project as defined on this drawing. Refer to the contract for full terms and conditions.





### Legend

#### Alignment

- Cut & Cover
- Incline
- Retained Cut
- Surface
- Tunnel
- Viaduct
- Station Locations

#### Power Utilities

##### Medium/Low Voltage

- LV Three Phase Overhead Line
- LV Underground Cables
- MV Underground Cables

##### High Voltage

- 38kV Underground Cables
- 220kv Underground Cables



P02	24/5/22	Final Issue	GW	RH	RH	NC
Rev.	Date	Purpose of revision	Drawn	Check'd	Rev'd	Appr'd

**JACOBS**  
**IDOM**

Client  
**TII**  
Bonneagair Iompair Éireann  
Transport Infrastructure Ireland

Project  
**METROLINK**

Drawing Title  
**Figure 22.2 Electricity Network Utilities  
Sheet 20 of 30**

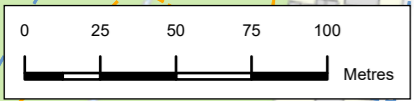
Drawing Status  
**FINAL**

Scale @ A3  
1:2,500  
DO NOT SCALE

Jacobs No. 32108600  
Client No.

Drawing No. ML1-JAI-EIA-ROUT\_XX-DR-Y-22052  
Rev P02

This drawing is not to be used in whole or in part other than for the intended purpose and project as defined on this drawing. Refer to the contract for full terms and conditions.







### Legend

#### Alignment

- Cut & Cover
- Incline
- Retained Cut
- Surface
- Tunnel
- Viaduct
- Station Locations

#### Power Utilities

##### Medium/Low Voltage

- LV Three Phase Overhead Line
- LV Underground Cables
- MV Underground Cables



P02	24/5/22	Final Issue	GW	RH	RH	NC
Rev.	Date	Purpose of revision	Drawn	Check'd	Rev'd	Appr'd

**JACOBS**  
**IDOM**

Client  
**TII**  
Bonneagair Iompair Éireann  
Transport Infrastructure Ireland

Project  
**METROLINK**

Drawing Title  
**Figure 22.2 Electricity Network Utilities  
Sheet 21 of 30**

Drawing Status  
**FINAL**

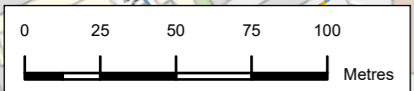
Scale @ A3  
1:2,500 DO NOT SCALE

Jacobs No. 32108600

Client No.

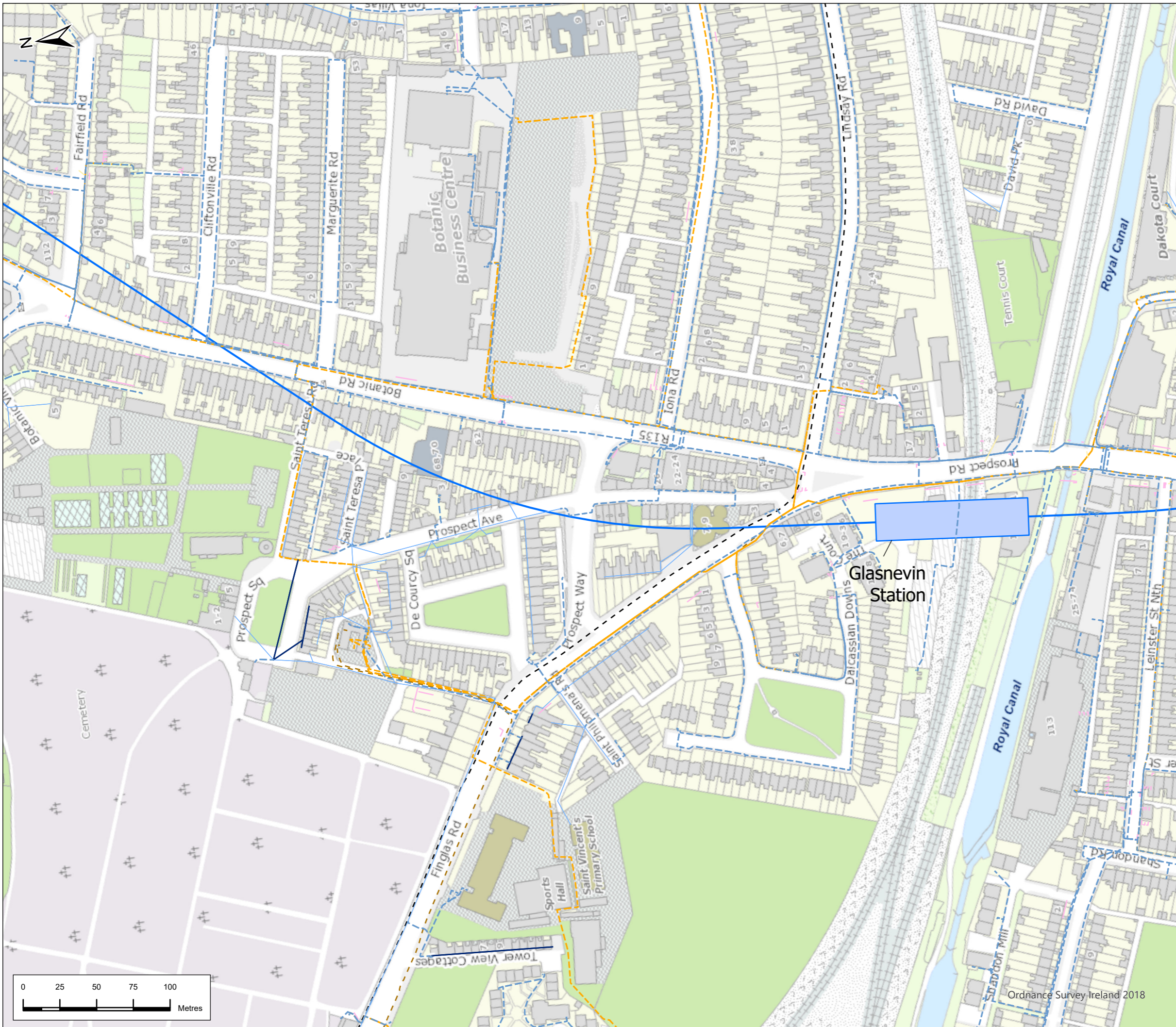
Drawing No. **ML1-JAI-EIA-ROUT\_XX-DR-Y-22053** Rev **P02**

This drawing is not to be used in whole or in part other than for the intended purpose and project as defined on this drawing. Refer to the contract for full terms and conditions.



Ordnance Survey Ireland 2018





### Legend

#### Alignment

- Cut & Cover
- Incline
- Retained Cut
- Surface
- Tunnel
- Viaduct
- Station Locations

#### Power Utilities

##### Medium/Low Voltage

- LV Three Phase Overhead Line
- LV Single Phase Overhead Line
- LV Underground Cables
- MV Underground Cables

##### High Voltage

- 38kV Underground Cables
- 110kV Underground Cables



P02	24/5/22	Final Issue	GW	RH	RH	NC
Rev.	Date	Purpose of revision	Drawn	Check'd	Rev'd	Appr'd

**JACOBS**  
**IDOM**

**TII**  
Bonneagar Iompair Éireann  
Transport Infrastructure Ireland

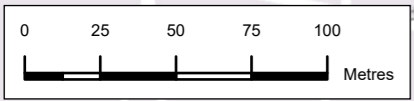
**METROLINK**

Drawing Title  
**Figure 22.2 Electricity Network Utilities**  
Sheet 22 of 30

Drawing Status: **FINAL**  
Scale @ A3: 1:2,500 DO NOT SCALE

Jacobs No. 32108600  
Client No.  
Drawing No. **ML1-JAI-EIA-ROUT\_XX-DR-Y-22054** Rev **P02**

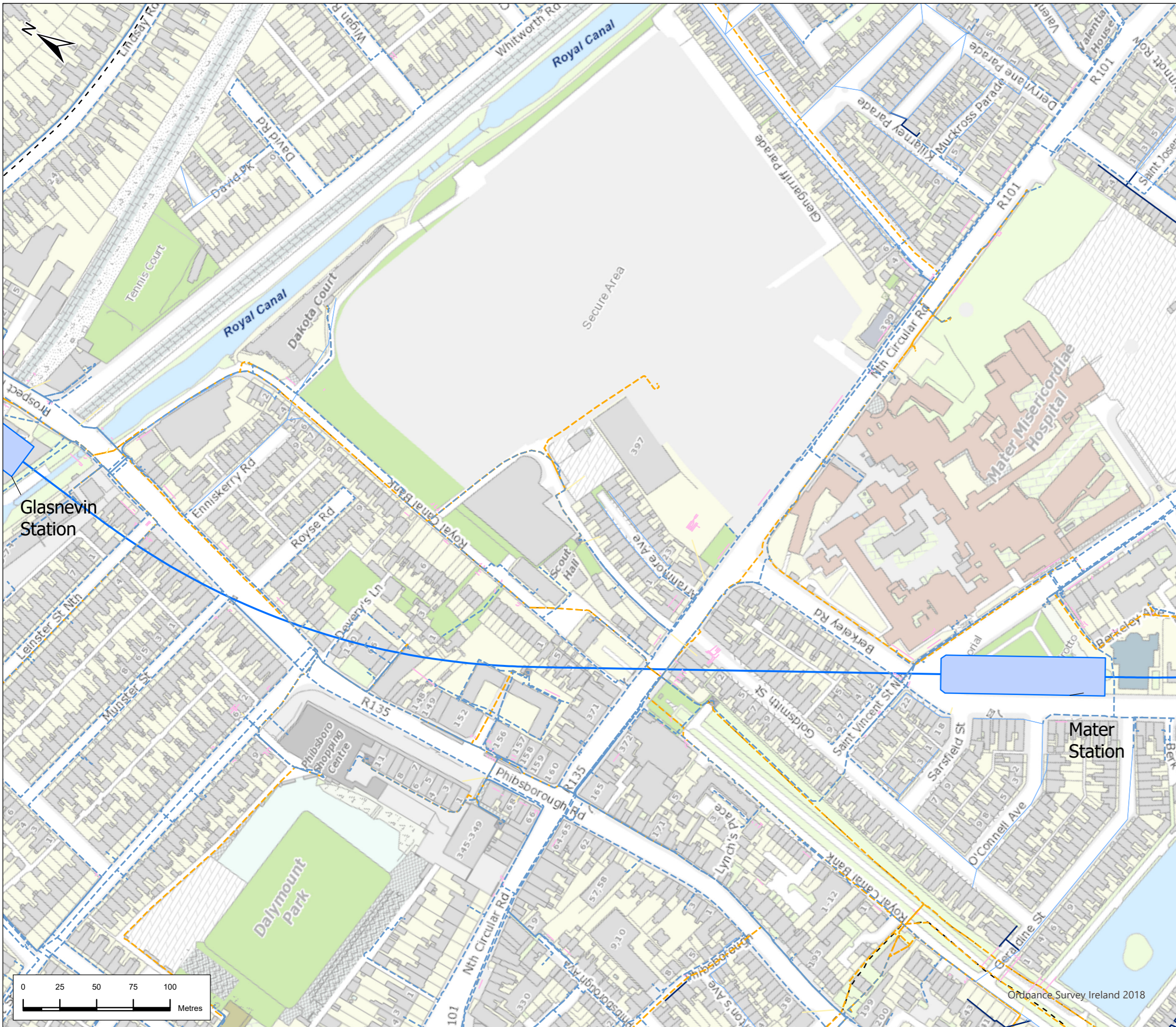
This drawing is not to be used in whole or in part other than for the intended purpose and project as defined on this drawing. Refer to the contract for full terms and conditions.











### Legend

#### Alignment

- Cut & Cover
- Incline
- Retained Cut
- Surface
- Tunnel
- Viaduct
- Station Locations

#### Power Utilities

##### Medium/Low Voltage

- LV Three Phase Overhead Line
- LV Single Phase Overhead Line
- LV Underground Cables
- MV Underground Cables

##### High Voltage

- 38kV Underground Cables
- 110kV Underground Cables



P02	24/5/22	Final Issue	GW	RH	RH	NC
Rev.	Date	Purpose of revision	Drawn	Check'd	Rev'd	Appr'd

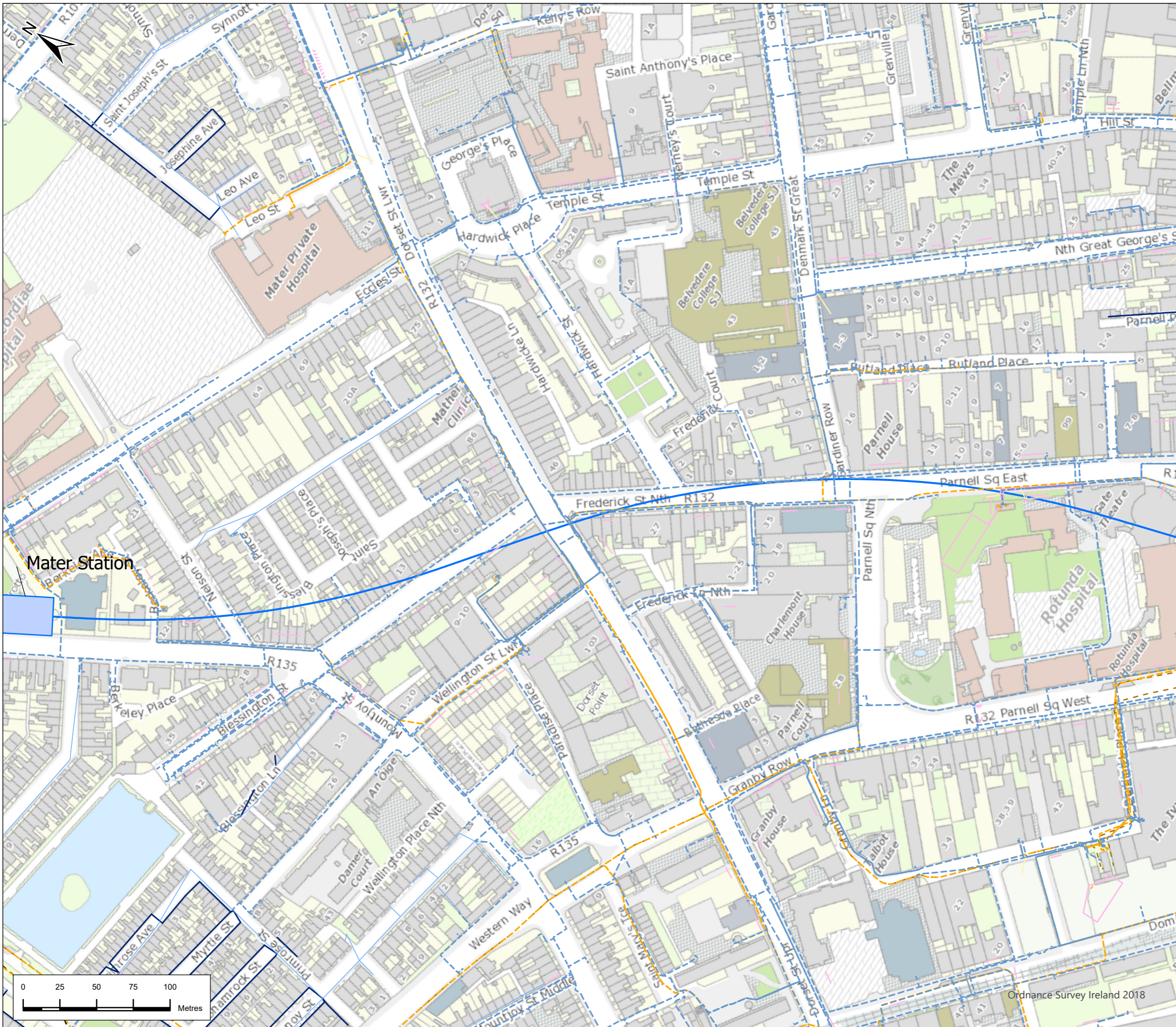


Drawing Title  
**Figure 22.2 Electricity Network Utilities**  
 Sheet 24 of 30

Drawing Status	FINAL	
Scale @ A3	1:2,500	DO NOT SCALE
JACOBS No.	32108600	
Client No.		
Drawing No.	ML1-JAI-EIA-ROUT_XX-DR-Y-22056	Rev P02

This drawing is not to be used in whole or in part other than for the intended purpose and project as defined on this drawing. Refer to the contract for full terms and conditions.





### Legend

#### Alignment

- Cut & Cover
- Incline
- Retained Cut
- Surface
- Tunnel
- Viaduct
- Station Locations

#### Power Utilities

##### Medium/Low Voltage

- LV Three Phase Overhead Line
- LV Single Phase Overhead Line
- - - LV Underground Cables
- - - MV Underground Cables

##### High Voltage

- - - 38kV Underground Cables
- - - 110kV Underground Cables
- Spare Ducting



P02	24/5/22	Final Issue	GW	RH	RH	NC
Rev.	Date	Purpose of revision	Drawn	Check'd	Rev'd	Appr'd

**JACOBS**  
**IDOM**

Client  
**TII**  
Bonnagar Iompair Éireann  
Transport Infrastructure Ireland

Project  
**METROLINK**

Drawing Title  
**Figure 22.2 Electricity Network Utilities**  
**Sheet 25 of 30**

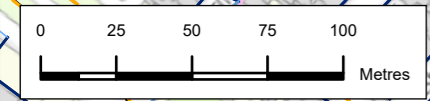
Drawing Status  
**FINAL**

Scale @ A3  
1:2,500  
DO NOT SCALE

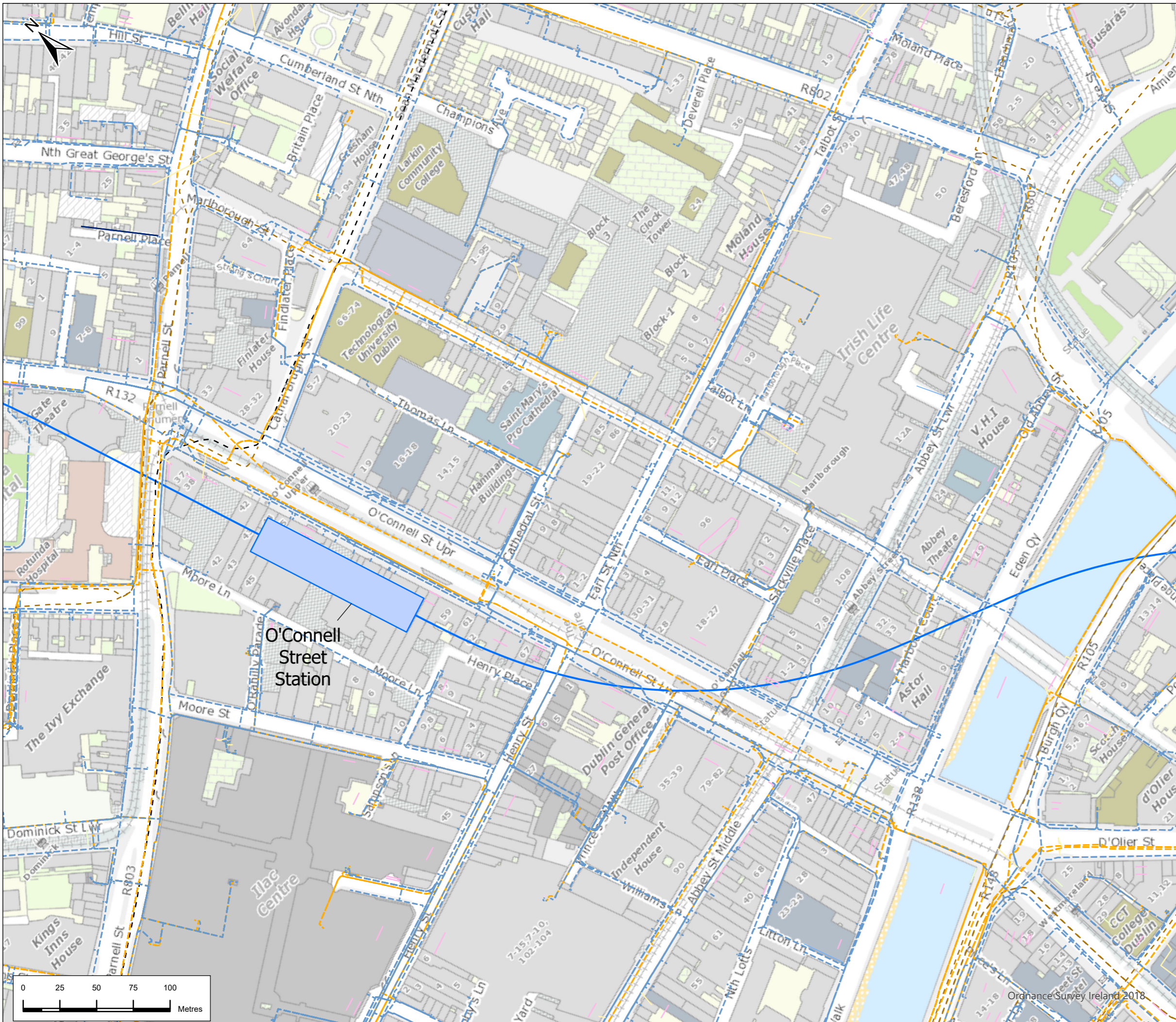
Jacobs No. 32108600  
Client No.

Drawing No. **ML1-JAI-EIA-ROUT\_XX-DR-Y-22057** Rev **P02**

This drawing is not to be used in whole in or part other than for the intended purpose and project as defined on this drawing. Refer to the contract for full terms and conditions.







### Legend

#### Alignment

- Cut & Cover
- Incline
- Retained Cut
- Surface
- Tunnel
- Viaduct
- Station Locations

#### Power Utilities

##### Medium/Low Voltage

- LV Three Phase Overhead Line
- LV Single Phase Overhead Line
- LV Underground Cables
- MV Underground Cables

##### High Voltage

- 38kV Underground Cables
- 110kV Underground Cables
- Spare Ducting



P02	24/5/22	Final Issue	GW	RH	RH	NC
Rev.	Date	Purpose of revision	Drawn	Check'd	Rev'd	Appr'd

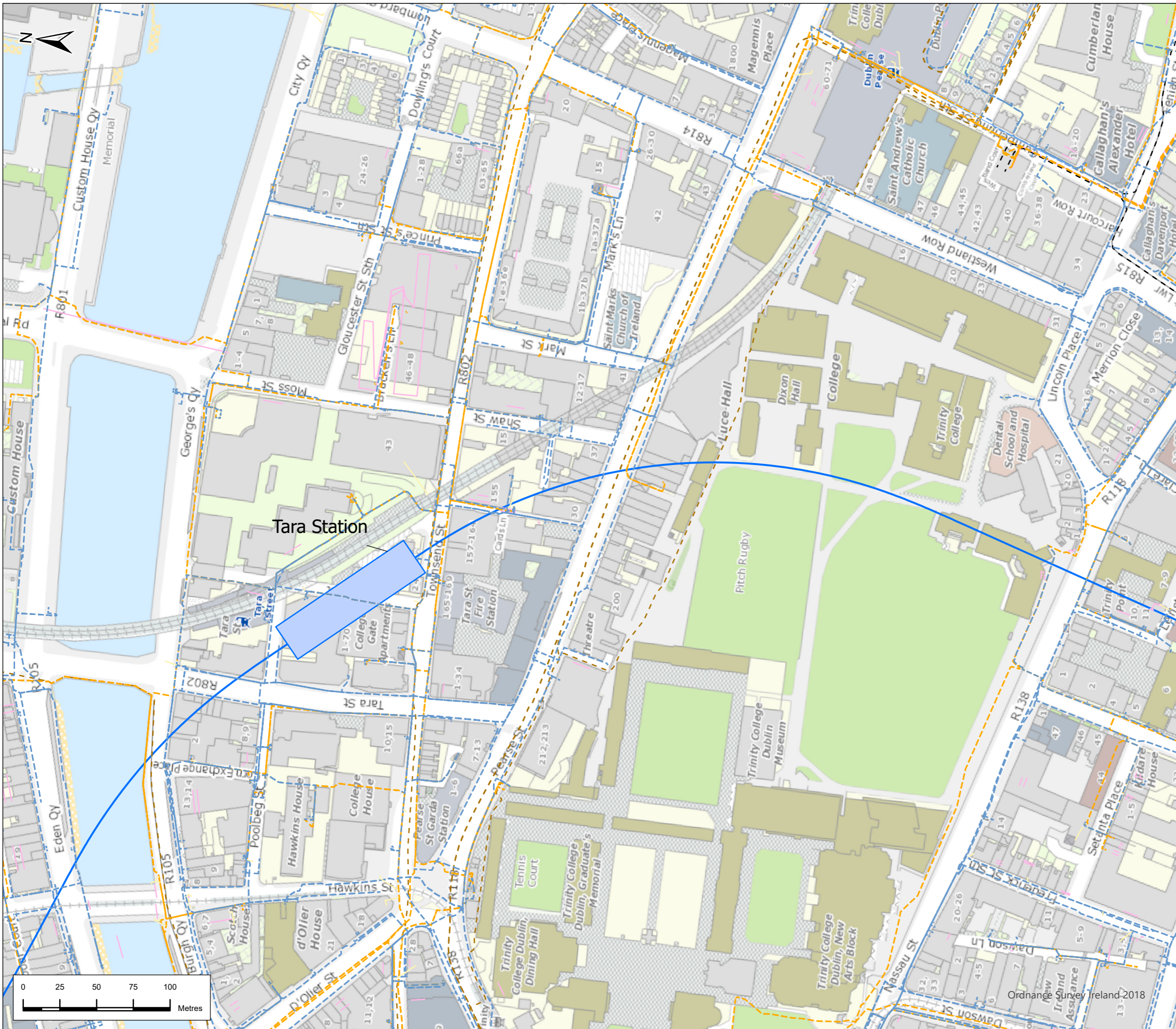


Drawing Title  
**Figure 22.2 Electricity Network Utilities**  
 Sheet 26 of 30

Drawing Status	FINAL	
Scale @ A3	1:2,500	DO NOT SCALE
Jacobs No.	32108600	
Drawing No.	ML1-JAI-EIA-ROUT_XX-DR-Y-22058	Rev P02

This drawing is not to be used in whole or in part other than for the intended purpose and project as defined on this drawing. Refer to the contract for full terms and conditions.





### Legend

#### Alignment

- Cut & Cover
- Incline
- - - Retained Cut
- Surface
- Tunnel
- Viaduct
- Station Locations

#### Power Utilities

##### Medium/Low Voltage

- LV Three Phase Overhead Line
- - - LV Underground Cables
- - - MV Underground Cables

##### High Voltage

- - - 38kV Underground Cables
- - - 110kV Underground Cables
- Spare Ducting



P02	24/5/22	Final Issue	GW	RH	RH	NC
Rev.	Date	Purpose of revision	Drawn	Check'd	Rev'd	Appr'd

**JACOBS**  
**IDOM**

Client  
**TII**  
Bonnegar Iompair Éireann  
Transport Infrastructure Ireland

Project  
**METROLINK**

Drawing Title  
**Figure 22.2 Electricity Network Utilities  
Sheet 27 of 30**

Drawing Status  
**FINAL**

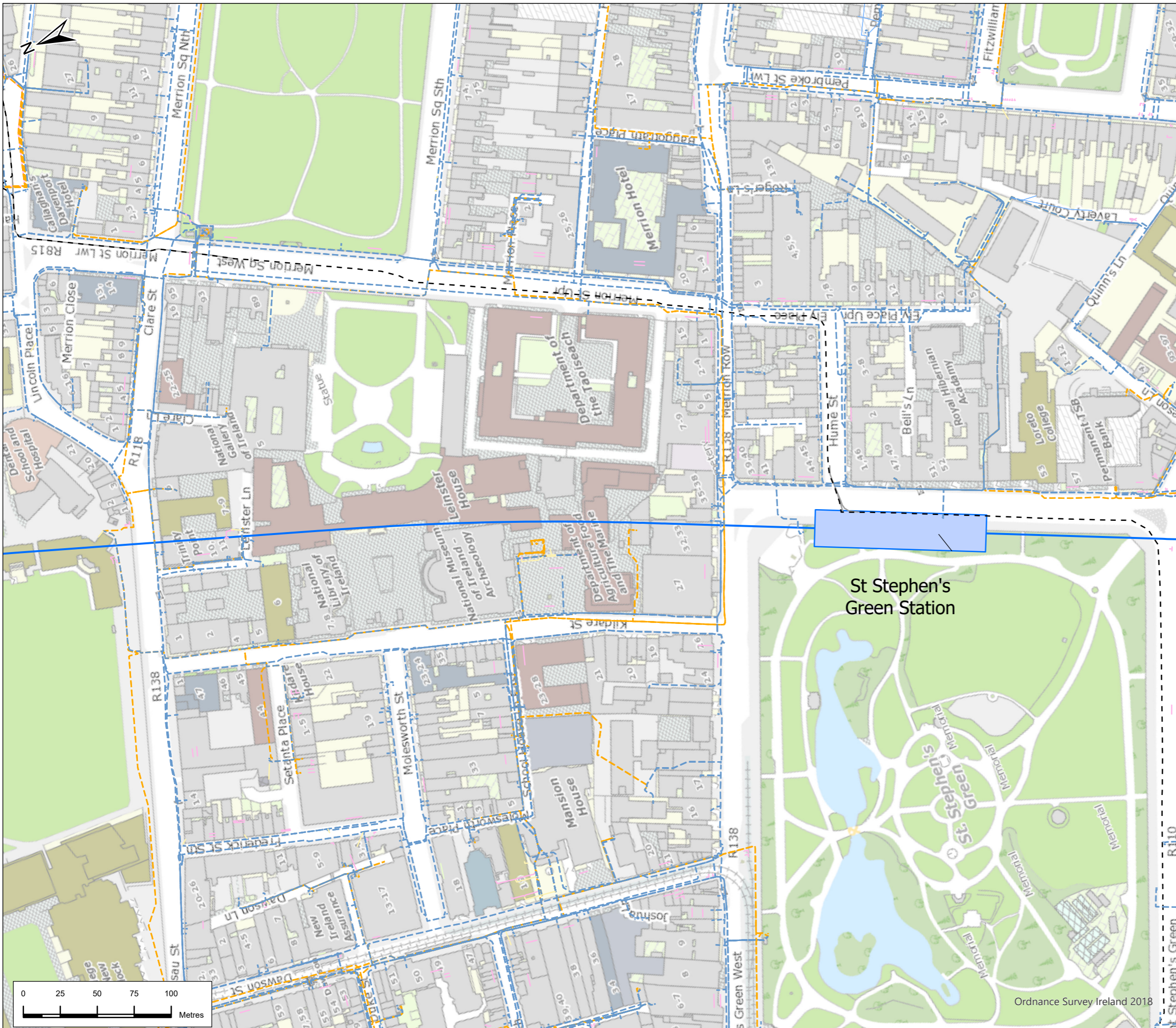
Scale @ A3  
1:2,500  
DO NOT SCALE

Jacobs No. 32108600  
Client No.

Drawing No. **ML1-JAI-EIA-ROUT\_XX-DR-Y-22059** Rev **P02**

This drawing is not to be used in whole or in part other than for the intended purpose and project as defined on this drawing. Refer to the contract for full terms and conditions.





### Legend

#### Alignment

- Cut & Cover
- Incline
- Retained Cut
- Surface
- Tunnel
- Viaduct
- Station Locations

#### Power Utilities

##### Medium/Low Voltage

- LV Three Phase Overhead Line
- LV Underground Cables
- MV Underground Cables

##### High Voltage

- 110kV Underground Cables
- Spare Ducting



P02	24/5/22	Final Issue	GW	RH	RH	NC
Rev.	Date	Purpose of revision	Drawn	Check'd	Rev'd	Appr'd



Client

Project

Drawing Title

**Figure 22.2 Electricity Network Utilities**  
Sheet 28 of 30

Drawing Status

**FINAL**

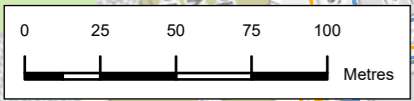
Scale @ A3: 1:2,500 DO NOT SCALE

Jacobs No.: 32108600

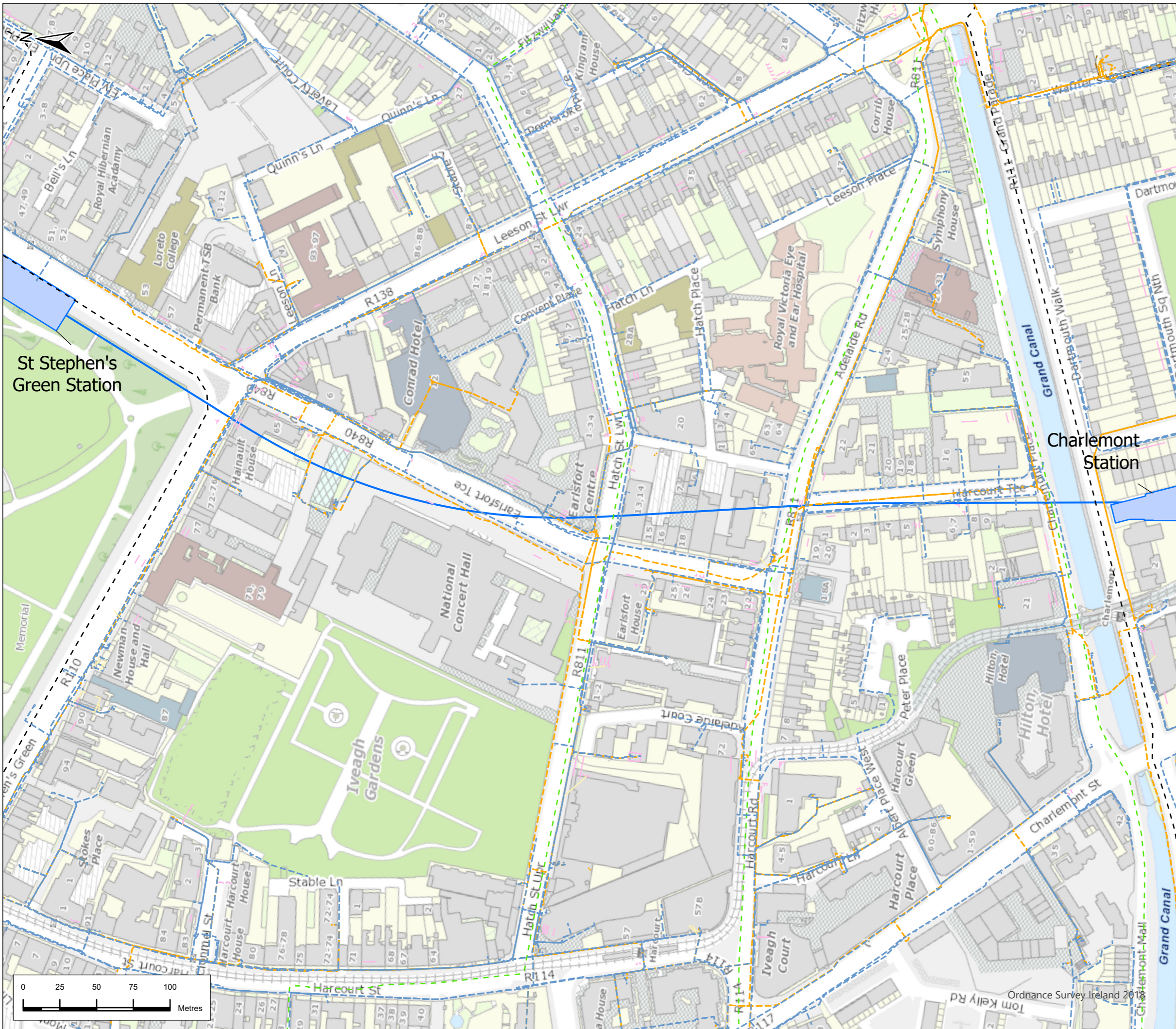
Client No.:

Drawing No. ML1-JAI-EIA-ROUT\_XX-DR-Y-22060 Rev P02

This drawing is not to be used in whole or in part other than for the intended purpose and project as defined on this drawing. Refer to the contract for full terms and conditions.







### Legend

- Alignment**
- Cut & Cover
  - Incline
  - Retained Cut
  - Surface
  - Tunnel
  - Viaduct
  - Station Locations
- Power Utilities**
- Medium/Low Voltage**
- LV Three Phase Overhead Line
  - LV Single Phase Overhead Line
  - LV Underground Cables
  - MV Underground Cables
- High Voltage**
- 38kV Underground Cables
  - 110kV Underground Cables
  - 220kV Underground Cables
  - Spare Ducting



P02	24/5/22	Final Issue	GW	RH	RH	NC
Rev.	Date	Purpose of revision	Drawn	Check'd	Rev'd	App'd

**JACOBS**  
**IDOM**

**TII**  
Bonneagar Iompair Éireann  
Transport Infrastructure Ireland

**METROLINK**

Drawing Title  
**Figure 22.2 Electricity Network Utilities**  
**Sheet 29 of 30**

Drawing Status  
**FINAL**

Scale @ A3  
1:2,500  
DO NOT SCALE

Jacobs No.  
32108600

Client No.

Drawing No.  
**ML1-JAI-EIA-ROUT\_XX-DR-Y-22061**

Rev  
**P02**

This drawing is not to be used in whole or in part other than for the intended purpose and project as defined on this drawing. Refer to the contract for full terms and conditions.



